

Scaled data based on original data using
LM-79-08 Approved Method: Electrical and Photometric Measurements of Solid-
State Lighting Products

Test Report Prepared for
Cooper Lighting Solutions
(formerly Eaton)

Brand: STREETWORKS

Report Number: P233430

Luminaire Tested: **VERD-C018-D-U-T1**

Issue Date: 3/3/2020

Test Information

Test Method: LM-79-08
Report Number: P233430
TEST IS SCALED FROM IESNA LM-79-08 TEST DATA (G2-1710-389-18)
Test Lab: INNOVATION CENTER(G2)
Issue Date: 3/3/2020
Manufacturer: COOPER LIGHTING SOLUTIONS (FORMERLY EATON)
Product Line: STREETWORKS
Catalog Number: VERD-C018-D-U-T1
Description: VERDEON ROADWAY AND AREA LUMINAIRE
(1) 70 CRI, 4000K, 1210mA LED AND TYPE I OPTIC
Light Source: -
Ballast/Driver: ELECTRONIC DRIVER

Summary

Lumens per Lamp: N/A
Luminaire Lumens: 6286 lumens
Efficiency: N/A
Efficacy: 125.7 lumens/watt
Luminous Opening: Rectangular (W 0.79' x L: 1.25' x H: 0')
IES Classification: Type V - Short - Full Cutoff
BUG Rating: B3 - U0 - G1

Input Watts (W): 50
Input Voltage (V): NR
Input Current (Ain): NR
Voltage Rise (V): NR
Power Factor: NR
Total Harmonic Distortion (THDi): NR
Frequency (hertz): 60
Stabilization Time: NR
Operation Time: NR
Ambient Temperature (°C): NR
Test Distance: 28.75 FT

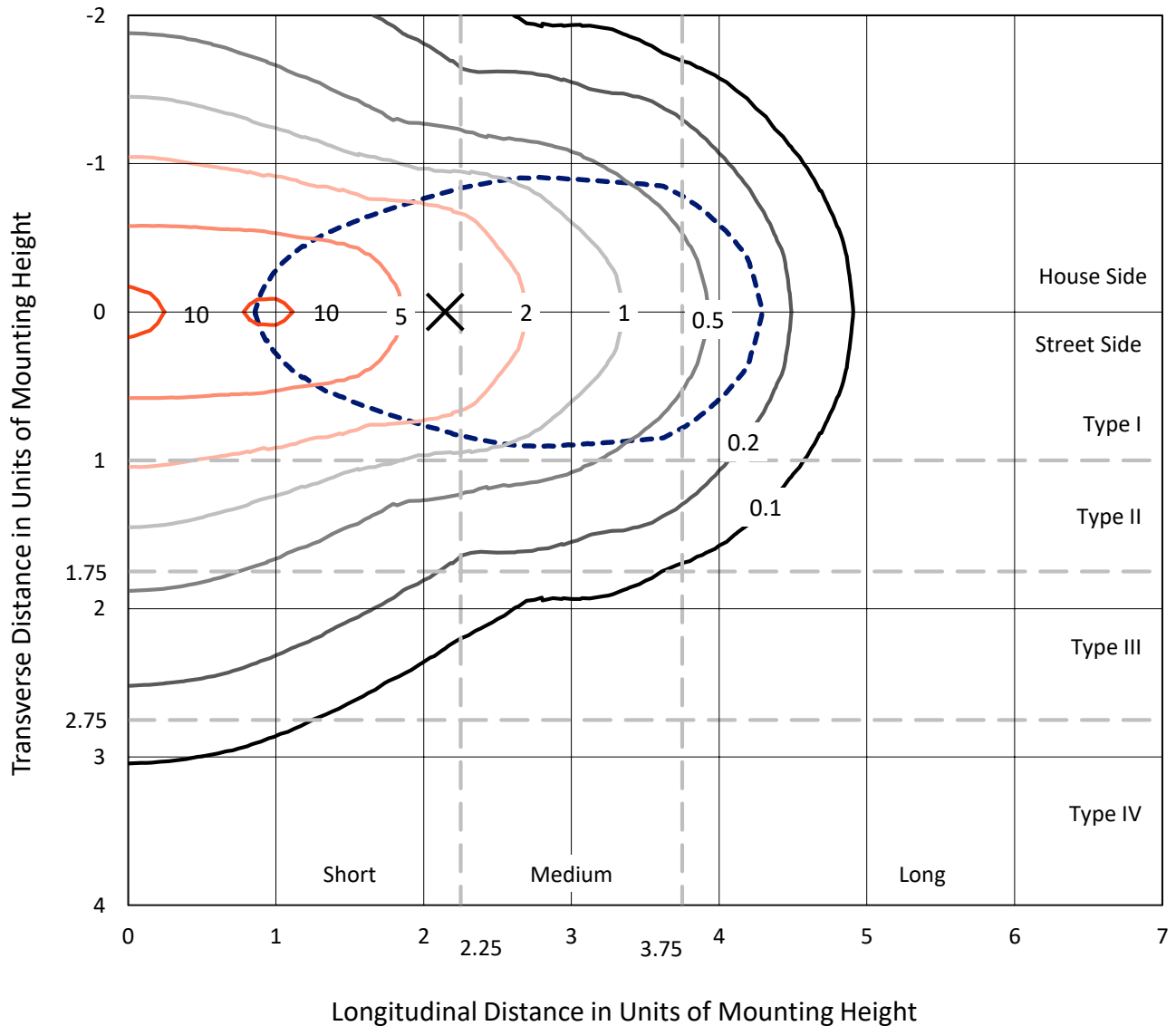


REPORT NUMBER: P233430

CATALOG NUMBER: VERD-C018-D-U-T1

Iso-Footcandle Lines of Horizontal Illumination

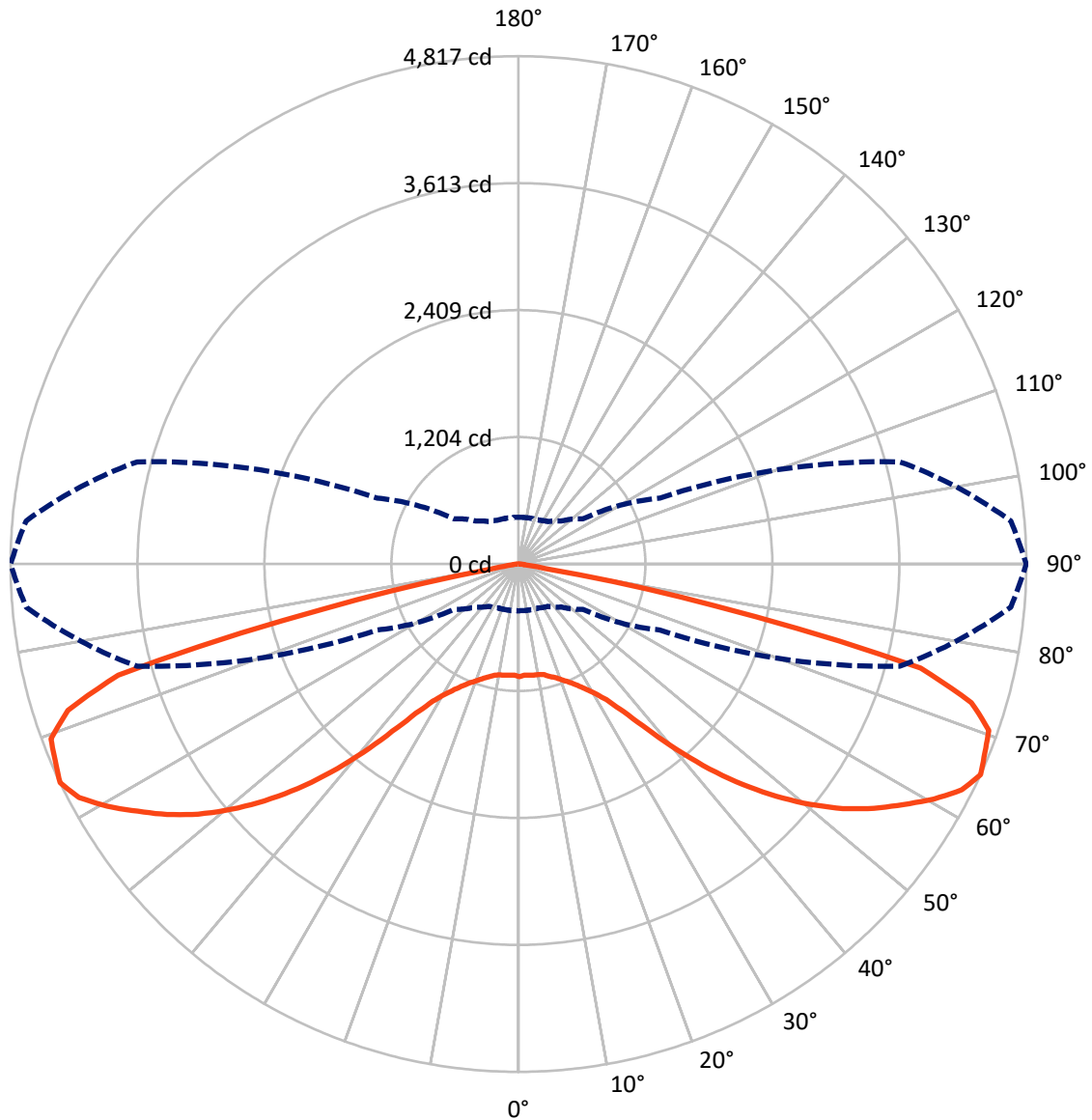
× Max cd
 - - - 1/2 Max cd



Based on 10 foot mounting height. Maximum calculated value = 10.7 fc
 Type V - Short - Full Cutoff

REPORT NUMBER: P233430
CATALOG NUMBER: VERD-C018-D-U-T1

Luminous Intensity Polar Plot



— Vertical Plane Through 90-Deg Lateral - - - Horizontal Cone Through 65-Deg Vertical

REPORT NUMBER: P233430

CATALOG NUMBER: VERD-C018-D-U-T1

FLUX DISTRIBUTION:

		Downward	Upward	Total
House Side	Lumens	3143.0	0.0	3143.0
	% Fixture	50.0	0.0	50.0
Street Side	Lumens	3143.0	0.0	3143.0
	% Fixture	50.0	0.0	50.0
Total	Lumens	6286.0	0.0	6286.0
	% Fixture	100.0	0.0	100.0

Coefficient of Utilization

ZONAL LUMENS:

Zone	Lumens	% Fixture
0°-10°	101.3	1.6
10°-20°	299.3	4.8
20°-30°	490.8	7.8
30°-40°	709.7	11.3
40°-50°	1039.3	16.5
50°-60°	1348.2	21.4
60°-70°	1425.8	22.7
70°-80°	837.0	13.3
80°-90°	34.5	0.5
90°-100°	0.0	0.0
100°-110°	0.0	0.0
110°-120°	0.0	0.0
120°-130°	0.0	0.0
130°-140°	0.0	0.0
140°-150°	0.0	0.0
150°-160°	0.0	0.0
160°-170°	0.0	0.0
170°-180°	0.0	0.0
0°-90°	6286.0	100.0
0°-180°	6286.0	100.0



REPORT NUMBER: P233430

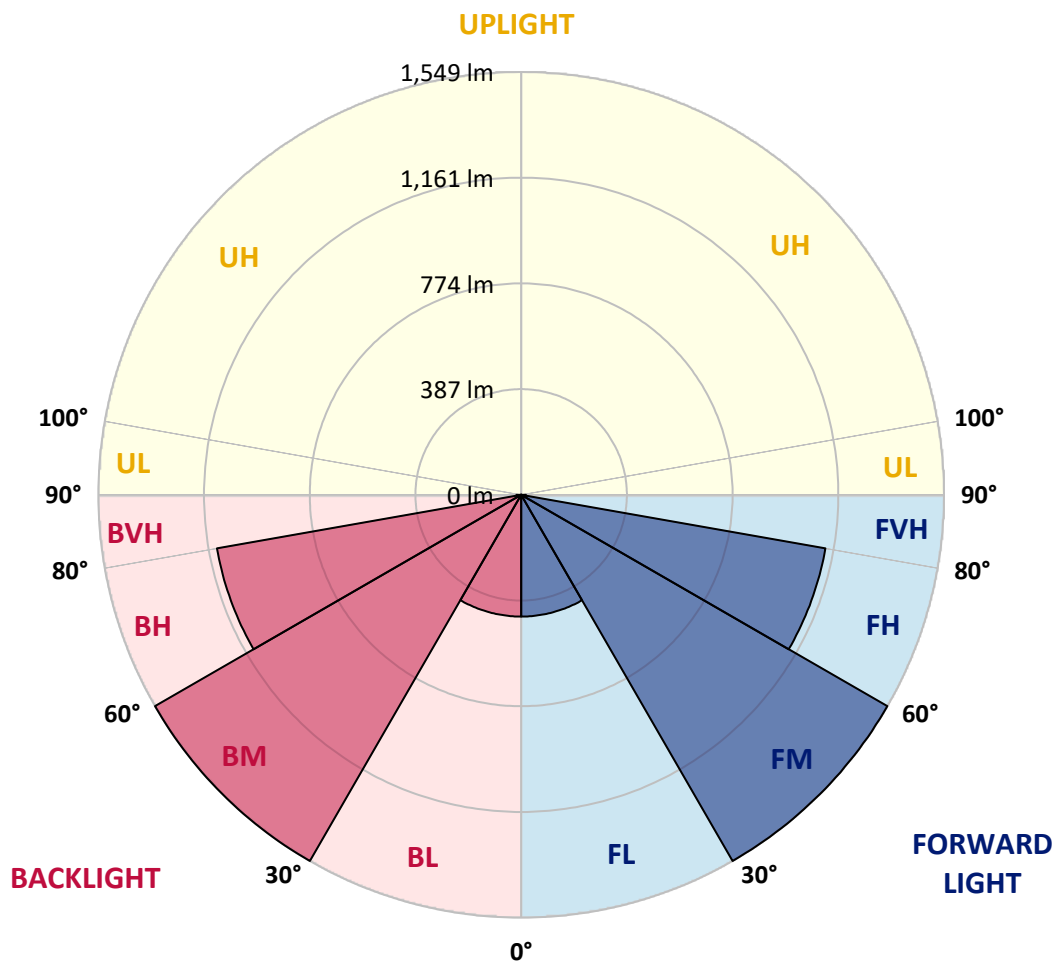
CATALOG NUMBER: VERD-C018-D-U-T1

LUMINAIRE CLASSIFICATION SYSTEM LUMEN TABLE AND BUG RATING:

Zone		Lumens	% Fixture	Zone Rating/Lumen Limit		
				B	U	G
FL	(0°-30°)	445.8	7.1			
FM	(30°-60°)	1548.6	24.6			
FH	(60°-80°)	1131.4	18.0			G1/1800
FVH	(80°-90°)	17.2	0.3			G1/100
BL	(0°-30°)	445.8	7.1	B1/500		
BM	(30°-60°)	1548.6	24.6	B2/2500		
BH	(60°-80°)	1131.4	18.0	B3/2500		G1/1800
BVH	(80°-90°)	17.2	0.3			G1/100
UL	(90°-100°)	0.0	0.0		U0/0	
UH	(100°-180°)	0.0	0.0		U0/0	

BUG Rating: B3-U0-G1

Type V Short





REPORT NUMBER: P233430

CATALOG NUMBER: VERD-C018-D-U-T1

CANDELA DISTRIBUTION (FULL):

	0°	5°	15°	25°	35°	45°	55°	65°	75°	85°	90°
0°	1069.9	1069.9	1069.9	1069.9	1069.9	1069.9	1069.9	1069.9	1069.9	1069.9	1069.9
2.5°	1080.2	1079.2	1073.2	1064.5	1061.8	1064.0	1063.4	1060.7	1060.7	1061.8	1054.7
5°	1073.7	1072.1	1065.0	1062.9	1063.4	1066.1	1065.6	1063.4	1064.5	1063.4	1058.0
7.5°	1062.3	1060.7	1056.4	1055.3	1054.2	1058.5	1062.9	1065.6	1068.8	1067.2	1063.4
10°	1051.5	1048.2	1048.8	1043.3	1045.5	1053.7	1058.0	1062.9	1067.8	1067.2	1066.1
12.5°	1035.2	1031.9	1033.6	1031.9	1039.5	1049.3	1062.3	1071.6	1077.0	1075.4	1077.0
15°	1015.1	1014.0	1016.8	1018.9	1032.5	1054.7	1068.8	1088.9	1100.9	1101.4	1105.2
17.5°	992.3	990.2	995.1	1003.2	1028.2	1052.6	1087.8	1110.1	1127.4	1130.2	1133.4
20°	953.8	954.9	962.5	976.6	1011.9	1055.8	1099.2	1132.9	1157.8	1164.3	1171.4
22.5°	905.5	908.2	922.4	951.7	997.2	1052.0	1111.7	1159.5	1195.3	1209.9	1214.2
25°	855.1	859.4	882.2	921.3	980.4	1050.4	1127.4	1190.4	1241.4	1264.7	1267.4
27.5°	810.0	813.8	843.1	893.1	964.7	1050.9	1141.5	1227.8	1296.7	1330.9	1336.3
30°	764.5	768.8	799.2	861.0	948.9	1049.9	1157.8	1270.1	1362.9	1411.7	1419.9
32.5°	725.4	729.7	761.2	825.8	929.4	1048.2	1177.4	1321.7	1442.7	1521.9	1532.7
35°	692.3	697.2	729.2	792.7	904.4	1048.8	1205.6	1392.2	1566.4	1697.1	1718.3
37.5°	664.6	669.5	697.7	761.8	878.9	1044.4	1239.7	1481.2	1730.2	1946.7	1985.8
40°	647.3	651.6	672.8	729.7	848.0	1034.7	1279.4	1579.9	1930.4	2246.2	2314.6
42.5°	629.4	634.3	651.6	700.4	814.9	1020.0	1314.1	1679.2	2139.3	2560.3	2658.0
45°	609.8	613.1	632.1	676.0	782.4	997.2	1344.5	1774.2	2358.5	2879.4	2985.2
47.5°	593.6	595.2	610.9	651.6	748.2	963.6	1352.6	1855.6	2579.9	3189.7	3293.3
50°	582.7	580.0	594.6	629.9	716.2	916.9	1338.5	1916.3	2818.1	3485.9	3584.2
52.5°	565.9	565.3	576.7	608.8	685.8	863.2	1288.0	1945.6	3056.2	3763.2	3854.3
55°	550.2	550.2	559.4	584.3	653.8	807.9	1201.8	1933.7	3284.7	4025.8	4092.5
57.5°	527.4	526.8	534.4	557.2	616.3	755.8	1092.7	1878.3	3470.2	4268.9	4305.2
60°	505.1	504.6	508.9	526.3	580.5	699.9	976.1	1769.8	3654.1	4483.7	4527.1
62.5°	476.9	476.4	480.7	495.9	540.4	640.2	861.6	1637.4	3762.1	4607.4	4719.7
65°	443.3	443.8	449.2	459.0	490.5	576.2	748.2	1479.6	3744.2	4687.7	4817.4
67.5°	411.3	409.6	414.0	415.6	438.9	508.9	642.4	1354.2	3607.5	4701.8	4772.4
70°	371.7	369.5	369.5	363.0	379.2	430.3	543.1	1222.9	3219.0	4573.2	4733.8
72.5°	310.9	310.9	307.6	300.6	310.9	348.9	452.5	1076.4	2608.1	4294.4	4493.5
75°	193.7	195.3	202.4	224.1	239.3	263.1	358.6	907.2	2130.6	3572.8	3940.1
77.5°	99.3	101.5	104.2	104.7	108.5	113.4	170.9	507.8	1082.9	1780.1	1899.0
80°	25.0	25.5	61.3	68.4	73.2	75.4	62.9	169.3	280.5	262.6	256.6
82.5°	16.8	17.9	35.3	43.4	40.1	30.4	34.7	51.5	41.8	57.0	64.0
85°	9.2	9.2	15.7	16.8	17.4	19.5	17.4	16.8	19.0	36.4	42.3
87.5°	4.3	4.3	6.5	8.1	8.1	9.8	8.1	8.7	8.7	16.8	19.5
90°	0.0	0.0	0.0	0.0	0.0	0.0	0.0	0.0	0.0	0.0	0.0

(END OF REPORT)